




Thundercomm TurboX M12M Development Kit

Quick Start Guide


Rev. V1.0

DN: tc-C3-2110

Package List



M12M Main IO Board
(Top View)




M12M Main IO Board
(Bottom View)



Cellular/GPS Antenna (x 2)

Interface List




2. SIM card slot 2	5. Power LED
3. SIM card slot 1	6. Auxiliary/GPS antenna connector
4. M.2 connector	7. M12M SOM
5. USB Type-C connector	8. Main antenna connector
6. Power switch	-

Let's Get Started

Follow the steps below to boot up your device.

1. Remove M12M DK board and module carefully from the package.
2. Connect antennas to the board LTE and GPS via the **Main antenna connector** (connector 8) and **Auxiliary/GPS antenna connector** (connector 6).
3. Insert M12M SOM Module to **M.2 connector** (connector 3).
4. Connect the board to PC via the **USB Type-C connector** (connector 4) with a USB Type-C cable to power on the board.



Contact us

Email: service@thundercomm.com

Address: 1601 McCarthy Blvd Suite R-12 Milpitas CA,95035

Support software and documentation downloads: www.thundercomm.com

Notices and trademarks

Thundercomm may have patents or pending patent programs covering subject matter described in this document. The furnishing of this document does not give you any license to these patents. You can send license inquiries to service@thundercomm.com.

THUNDERCOMM PROVIDES THIS PUBLICATION "AS IS" WITHOUT WARRANTY OF ANY KIND, EITHER EXPRESS OR IMPLIED, INCLUDING, BUT NOT LIMITED TO, THE IMPLIED WARRANTIES OF NON-INFRINGEMENT, MERCHANTABILITY OR FITNESS FOR A PARTICULAR PURPOSE. Some jurisdictions do not allow disclaimer of express or implied warranties in certain transactions; therefore, this statement may not apply to you.

Changes are made periodically to the information herein; these changes will be incorporated in new editions of the publication. To provide better service, Thundercomm reserves the right to improve and/or modify the products and software programs described in the manuals, and the content of the manual, at any time without additional notice.

The software interface and function and hardware configuration described in the manuals included with your development board or system on module might not match exactly the actual configuration of that you have purchased. For the configuration of the product, refer to the related contract (if any) or product packing list, or consult the distributor for the product sales. Thundercomm may use or distribute any of the information you supply in any way it believes appropriate without incurring any obligation to you.

The products described in this document are not intended for use in implantation or other life support applications where malfunction may result in injury or death to persons. The information contained in this document does not affect or change Thundercomm product specifications or warranties. Nothing in this document shall operate as an express or implied license or indemnity under the intellectual property rights of Thundercomm or third parties. All information contained in this document was obtained in specific environments and is presented as an illustration. The result obtained in other operating environments may vary.

The information of this document should not be as any invitation for offer or any advice to the visitors. Please consult the professional comments from the sales consultant prior to do any actions of investment or purchase.

Thundercomm may use or distribute any of the information you supply in any way it believes appropriate without incurring any obligation to you.

Any references in this publication to non-Thundercomm Web sites are provided for convenience only and do not in any manner serve as an endorsement of those Web sites. The materials at those Web sites are not part of the materials for this Thundercomm product, and use of those Web sites is at your own risk. Thundercomm shall not be responsible for the content of the third party.

Any performance data contained herein was determined in a controlled environment. Therefore, the result obtained in other operating environments may vary significantly. Some measurements may have been made on development-level systems and there is no guarantee that these measurements will be the same on generally available systems. Furthermore, some measurements may have been estimated through extrapolation. Actual results may vary. Users of this document should verify the applicable data for their specific environment.

This document is copyrighted by Thundercomm and the property right of the date mentioned in this document, including but not limited trademarks, patents, copyrights, trade name etc. is/are not covered by any open-source license. Thundercomm may update this document at any time without notice.

Anyone doesn't have the right to amend, reprint, republication, reproduce, transmit, distribute or any other way to use this document in business or public purpose without the prior written consent by Thundercomm.

E-mail messages sent to Thundercomm via the Internet are not guaranteed to be completely secure. Thundercomm shall not be liable for any loss incurred by the surfer when transmitting any information over the Internet or for any loss incurred by Thundercomm when sending any information over the Internet at your request.

Thundercomm has all rights under other relevant exemptions provided by laws and regulations, and Thundercomm's failure to claim or delay in claiming such rights shall not be deemed to be a waiver of such rights by Thundercomm.

Thundercomm reserves the right of final interpretation of this document.

Thundercomm, Thundercomm Turbox, TURBOX, Thundersoft turbox are trademarks of Thundercomm Corporation or its associate companies in China and/or other countries. All other trademarks are the property of their respective owners.