

Thundercomm TurboX C2290/CM2290 Development Kit

Quick Start Guide


Package List




C2290 Interposer Board



CM2290 Interposer Board




Common DK Board



Common DK
Audio Board + Sensor Board




Power Adapter



Wi-Fi/BT Antenna



GPS Antenna



Cellular Antenna (x2)




Camera Module



LCD Touch Panel*

NOTE: All parts are included in advanced DK package. Parts marked * are not included in standard DK package.

Interface List



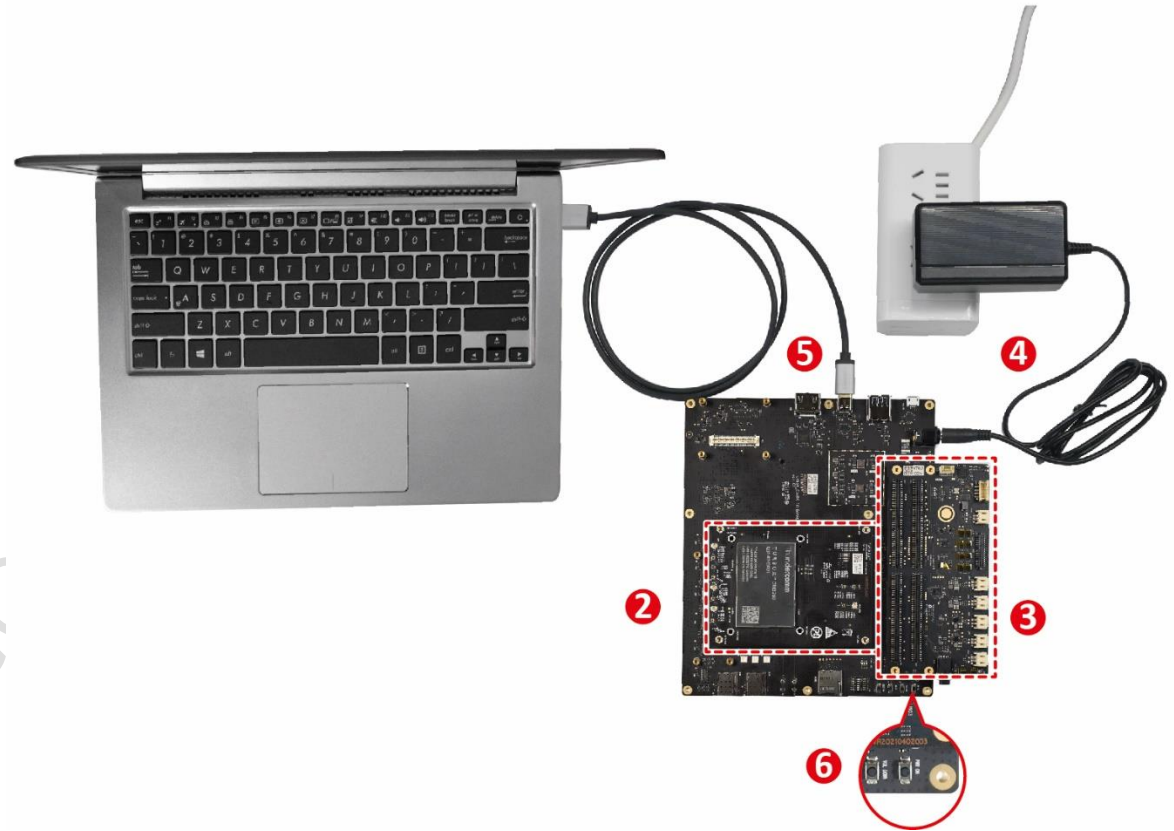
1. Power on button	14.SIM card slot 2	27.NA
2. Volume down button	15.Boot config switch	28.Micro USB connector (for UART debug)
3. Volume up button	16.SD card slot	29.12V DC in jack
4. Force USB button	17.GPS signal-receiving antenna (for CM2290 only)	30.Fan connector
5. Wi-Fi antenna connector	18.NA	31.Headset connector
6. Primary antenna connector	19.Discontinuous reception antenna	32.Analog microphone connector 3
7. Camera module connector 1	20.NA	33.Battery connector
8. Camera module connector 0	21.GNSS signal-receiving antenna (for C2290 only)	34.Analog microphone connector 1
9. Flash LEDs	22.NA	35.Line out speaker connector
10.Camera module connector 3	23.Dip switch	36.Ear speaker connector
11.Camera module connector 2	24.HDMI out connector	37.NA
12.SOM plate	25.Type-C USB connector	38.Display panel connector (for LCM)
13.SIM card slot 1	26.Micro USB connector	-

NOTE: The above board layout is compliant with Common DK HW version v02. For v01 relevant quick start guide, please contact us at service@thundercomm.com.

Let's Get Started

Follow the steps below to boot up your device.

1. Remove interposer board, sensor board, and Common DK board carefully from the package.
2. Connect the interposer board to the Common DK board.
3. Connect the sensor board to the Common DK board.
4. Connect the power adapter to the board assembly via **12V DC in jack** (connector 29).
5. Connect the board assembly to a computer via
 - **Type-C USB connector** (connector 25) if **adb** tool, supported by Android operating system, is needed.
 - **Micro USB connector** (connector 26) if debug function is needed.
6. Long press **power on button** (connector 1) to boot up the device.



Contact us

Email: service@thundercomm.com

Address: 1601 McCarthy Blvd Suite R-12 Milpitas CA,95035

Support software and documentation downloads: www.thundercomm.com

Notices and trademarks

Thundercomm may have patents or pending patent programs covering subject matter described in this document. The furnishing of this document does not give you any license to these patents. You can send license inquiries to service@thundercomm.com.

THUNDERCOMM PROVIDES THIS PUBLICATION "AS IS" WITHOUT WARRANTY OF ANY KIND, EITHER EXPRESS OR IMPLIED, INCLUDING, BUT NOT LIMITED TO, THE IMPLIED WARRANTIES OF NON-INFRINGEMENT, MERCHANTABILITY OR FITNESS FOR A PARTICULAR PURPOSE. Some jurisdictions do not allow disclaimer of express or implied warranties in certain transactions; therefore, this statement may not apply to you.

Changes are made periodically to the information herein; these changes will be incorporated in new editions of the publication. To provide better service, Thundercomm reserves the right to improve and/or modify the products and software programs described in the manuals, and the content of the manual, at any time without additional notice.

The software interface and function and hardware configuration described in the manuals included with your development board or system on module might not match exactly the actual configuration of that you have purchased. For the configuration of the product, refer to the related contract (if any) or product packing list, or consult the distributor for the product sales. Thundercomm may use or distribute any of the information you supply in any way it believes appropriate without incurring any obligation to you.

The products described in this document are not intended for use in implantation or other life support applications where malfunction may result in injury or death to persons. The information contained in this document does not affect or change Thundercomm product specifications or warranties. Nothing in this document shall operate as an express or implied license or indemnity under the intellectual property rights of Thundercomm or third parties. All information contained in this document was obtained in specific environments and is presented as an illustration. The result obtained in other operating environments may vary.

The information of this document should not be as any invitation for offer or any advice to the visitors. Please consult the professional comments from the sales consultant prior to do any actions of investment or purchase.

Thundercomm may use or distribute any of the information you supply in any way it believes appropriate without incurring any obligation to you.

Any references in this publication to non-Thundercomm Web sites are provided for convenience only and do not in any manner serve as an endorsement of those Web sites. The materials at those Web sites are not part of the materials for this Thundercomm product, and use of those Web sites is at your own risk. Thundercomm shall not be responsible for the content of the third party.

Any performance data contained herein was determined in a controlled environment. Therefore, the result obtained in other operating environments may vary significantly. Some measurements may have been made on development-level systems and there is no guarantee that these measurements will be the same on generally available systems. Furthermore, some measurements may have been estimated through extrapolation. Actual results may vary. Users of this document should verify the applicable data for their specific environment.

This document is copyrighted by Thundercomm and the property right of the date mentioned in this document, including but not limited trademarks, patents, copyrights, trade name etc. are not covered by any open-source license. Thundercomm may update this document at any time without notice.

Anyone doesn't have the right to amend, reprint, republication, reproduce, transmit, distribute or any other way to use this document in business or public purpose without the prior written consent by Thundercomm.

E-mail messages sent to Thundercomm via the Internet are not guaranteed to be completely secure. Thundercomm shall not be liable for any loss incurred by the surfer when transmitting any information over the Internet or for any loss incurred by Thundercomm when sending any information over the Internet at your request.

Thundercomm has all rights under other relevant exemptions provided by laws and regulations, and Thundercomm's failure to claim or delay in claiming such rights shall not be deemed to be a waiver of such rights by Thundercomm.

Thundercomm reserves the right of final interpretation of this document.

Thundercomm, Thundercomm Turbox, TURBOX, Thundersoft turbox are trademarks of Thundercomm Corporation or its associate companies in China and/or other countries. All other trademarks are the property of their respective owners.

Thundercomm

Empowering Every IoT Device with Our Technology