



Thundercomm Turbox™ C6125/CM6125 Development Kit

Quick Start Guide


Rev. V1.1.1

DN: tc-h-2111.1

Package List



Power Adapter (except Japan)⁽¹⁾



DK Board
(With C6125/CM6125 SOM)



Camera Module



Wi-Fi/BT Antenna



GNSS Antenna *



Cellular Antenna (x2)^{*(2)}

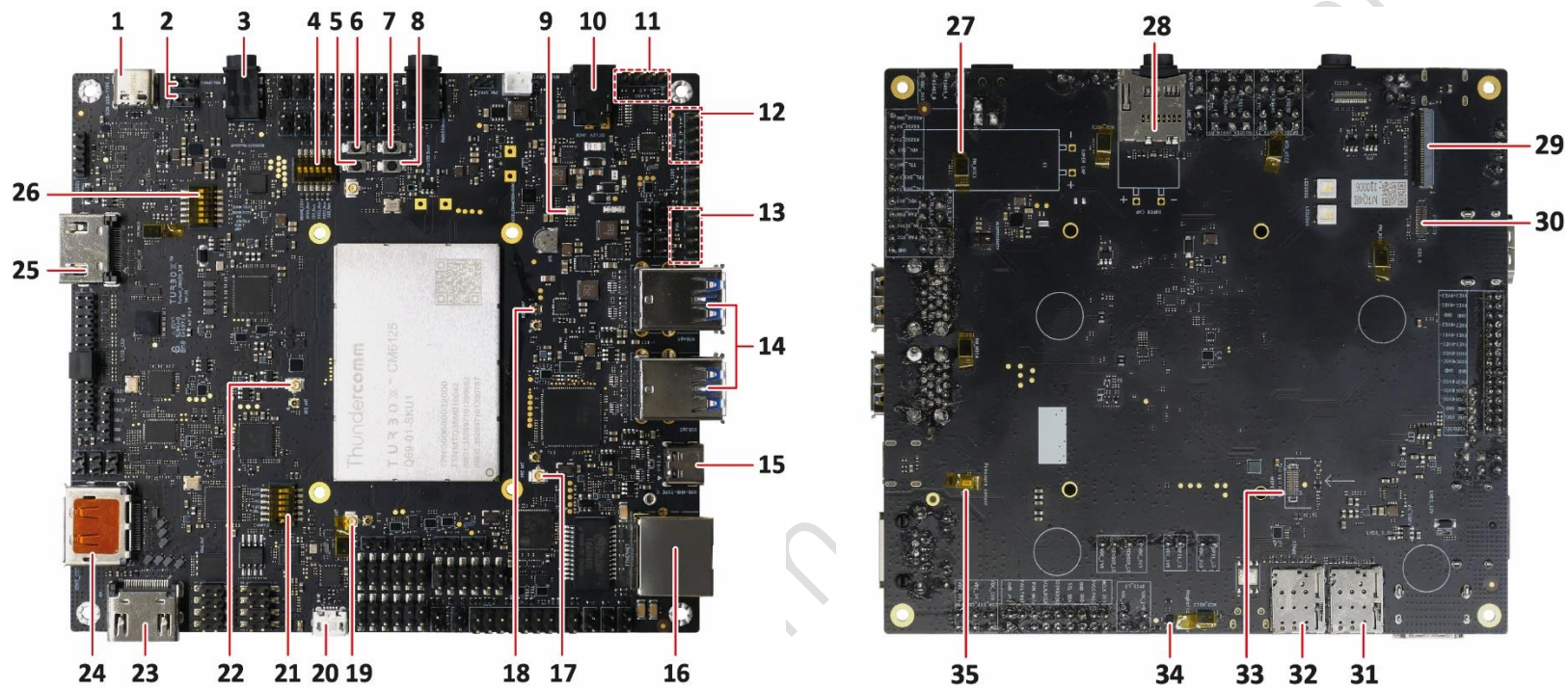
NOTES:

(1). Due to PSE regulations, there is no in-box adapter for the products sold to Japan. Please contact your distributor if you have any needs.

Voltage input to DK: typical 12V. Power adapter: $\geq 2.5A$. DC in jack size: 1.75mm x 4.75mm (inner diameter x outer diameter).

(2). Parts marked * are included in the CM6125 DK package only.

Interface List




1. Type-C USB 3.1 connector 1 (for adb debug)	13.Fan connector	25.HDMI in connector
2. Speaker connector	14.Type-A USB 3.1 connector	26.Switch 2
3. Headset connector	15.Type-C USB 3.1 connector 2	27.Integrated microphone
4. Switch 1	16.Gb Ethernet connector (RJ45)	28.SD card slot
5. Volume down button	17.Primary antenna slot	29.Camera module connector 2
6. Power button	18.Wi-Fi antenna slot	30.Camera module connector 1
7. Volume up button	19.GPS signal-receiving antenna slot	31.SIM card slot 1
8. Force_USB_Boot button	20.Micro USB connector (for UART debug)	32.SIM card slot 2
9. LEDs	21.Switch 3	33.MIPI LCD touch panel connector
10.DC in jack	22.Diversity antenna slot	34.Magnetometer sensor
11.Rs485 connector	23.HDMI out connector	35.Barometer sensor
12.Rs232 connector	24.DisplayPort connector	

Let's Get Started

Follow the steps below to boot up your device.

1. Take out C6125/CM6125 DK board carefully from the package.
2. Connect the power adapter to the board assembly via **power input connector** (connector 10).
3. Press the power button (connector 6).
4. Connect the board to the Type-A USB connector of a computer via
 - **Type-C USB 3.1 connector** (connector 1) if adb tool, supported by Android operating system, is needed.
 - **Micro USB connector** (connector 20) if serial port log is needed.
5. Wait for a while and the device will boot up automatically.
6. Enter `$ adb devices` and the device boots up successfully if the device is detected in the device list.



Contact us

Email: service@thundercomm.com

Address: 1601 McCarthy Blvd Suite R-12 Milpitas CA,95035

Support software and documentation downloads: www.thundercomm.com

Notices and trademarks

Thundercomm may have patents or pending patent programs covering subject matter described in this document. The furnishing of this document does not give you any license to these patents. You can send license inquiries to service@thundercomm.com.

THUNDERCOMM PROVIDES THIS PUBLICATION "AS IS" WITHOUT WARRANTY OF ANY KIND, EITHER EXPRESS OR IMPLIED, INCLUDING, BUT NOT LIMITED TO, THE IMPLIED WARRANTIES OF NON-INFRINGEMENT, MERCHANTABILITY OR FITNESS FOR A PARTICULAR PURPOSE. Some jurisdictions do not allow disclaimer of express or implied warranties in certain transactions; therefore, this statement may not apply to you.

Changes are made periodically to the information herein; these changes will be incorporated in new editions of the publication. To provide better service, Thundercomm reserves the right to improve and/or modify the products and software programs described in the manuals, and the content of the manual, at any time without additional notice.

The software interface and function and hardware configuration described in the manuals included with your development board or system on module might not match exactly the actual configuration of that you have purchased. For the configuration of the product, refer to the related contract (if any) or product packing list, or consult the distributor for the product sales. Thundercomm may use or distribute any of the information you supply in any way it believes appropriate without incurring any obligation to you.

The products described in this document are not intended for use in implantation or other life support applications where malfunction may result in injury or death to persons. The information contained in this document does not affect or change Thundercomm product specifications or warranties. Nothing in this document shall operate as an express or implied license or indemnity under the intellectual property rights of Thundercomm or third parties. All information contained in this document was obtained in specific environments and is presented as an illustration. The result obtained in other operating environments may vary.

The information of this document should not be as any invitation for offer or any advice to the visitors. Please consult the professional comments from the sales consultant prior to do any actions of investment or purchase.

Thundercomm may use or distribute any of the information you supply in any way it believes appropriate without incurring any obligation to you.

Any references in this publication to non-Thundercomm Web sites are provided for convenience only and do not in any manner serve as an endorsement of those Web sites. The materials at those Web sites are not part of the materials for this Thundercomm product, and use of those Web sites is at your own risk. Thundercomm shall not be responsible for the content of the third party.

Any performance data contained herein was determined in a controlled environment. Therefore, the result obtained in other operating environments may vary significantly. Some measurements may have been made on development-level systems and there is no guarantee that these measurements will be the same on generally available systems. Furthermore, some measurements may have been estimated through extrapolation. Actual results may vary. Users of this document should verify the applicable data for their specific environment.

This document is copyrighted by Thundercomm and the property right of the date mentioned in this document, including but not limited trademarks, patents, copyrights, trade name etc. are not covered by any open-source license. Thundercomm may update this document at any time without notice.

Anyone doesn't have the right to amend, reprint, republication, reproduce, transmit, distribute or any other way to use this document in business or public purpose without the prior written consent by Thundercomm.

E-mail messages sent to Thundercomm via the Internet are not guaranteed to be completely secure. Thundercomm shall not be liable for any loss incurred by the surfer when transmitting any information over the Internet or for any loss incurred by Thundercomm when sending any information over the Internet at your request.

Thundercomm has all rights under other relevant exemptions provided by laws and regulations, and Thundercomm's failure to claim or delay in claiming such rights shall not be deemed to be a waiver of such rights by Thundercomm.

Thundercomm reserves the right of final interpretation of this document.

Thundercomm, Thundercomm Turbox, TURBOX, Thundersoft turbox are trademarks of Thundercomm Corporation or its associate companies in China and/or other countries. All other trademarks are the property of their respective owners.